

الحركة العمالية الأردنية

سلسلة تقارير
المرصد العمالي الأردني

تموز ٢٠٠٩
عمان - الأردن

تقرير


المرصد العمالي الأردني

www.labor-watch.net




FRIEDRICH
EBERT
STIFTUNG

Phenix
الفينيقا
الدراسات الاقتصادية والمعلوماتية
ECONOMIC INFORMATICS STUDIES







:



3.....	
5.....	
7.....	
12.....	:
14.....	:
15.....	:
15.....	
16.....	:
18.....	:
18.....	:
20.....	:
22.....	:
24.....	:
26.....	:
29.....	:
33.....	
33.....	:
36.....	:
39.....	:
41.....	:
43.....	:
45.....	
52.....	





(%39.5)

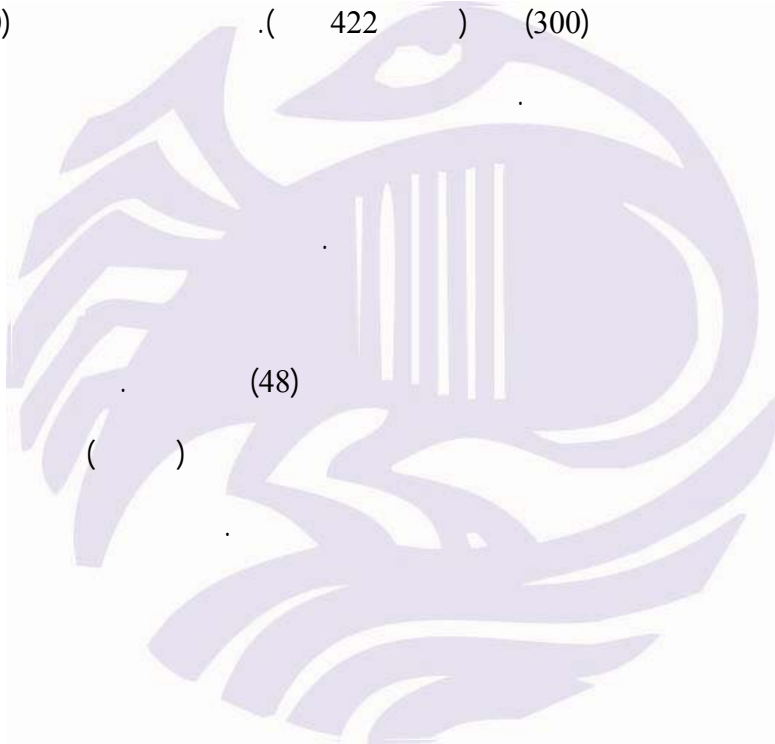
(1343)

(%13.0) 2008 (%12.7)

.2009

%90


(150) .(422) (300)

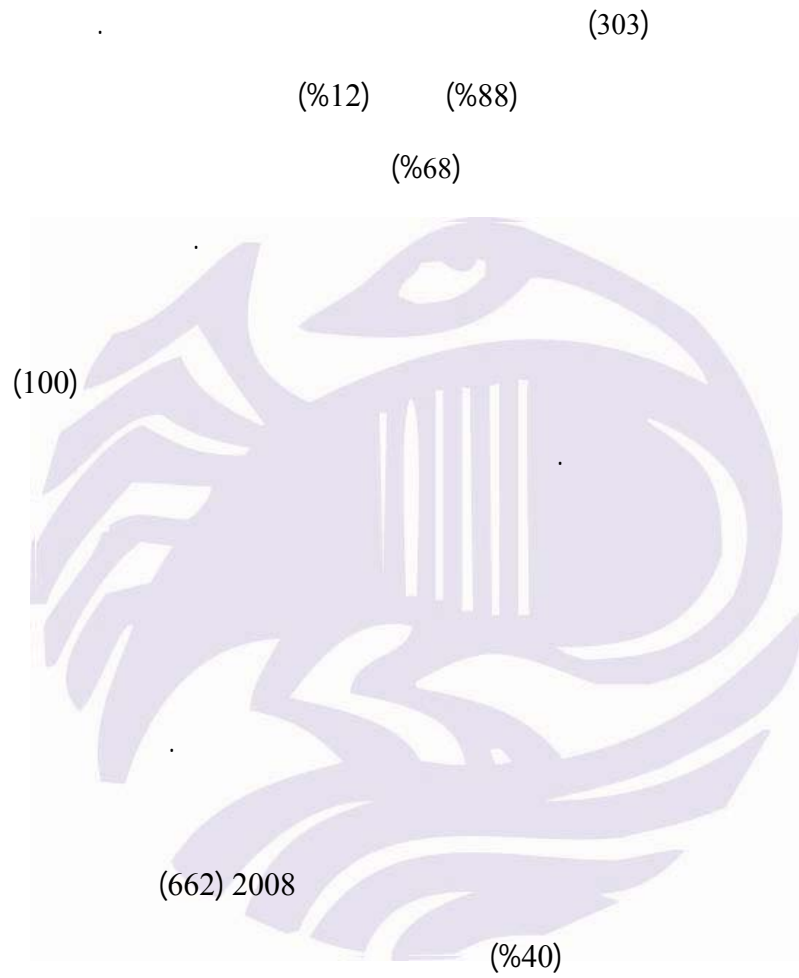


(48)

()

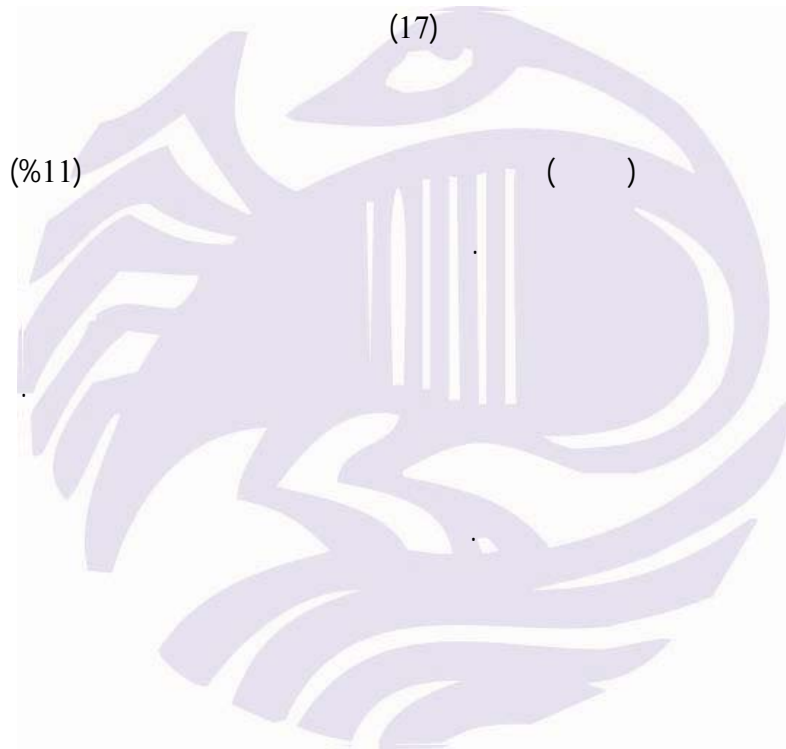
(33)






(24)


(87)




:



2008 (%62.4) 2004




.(0.753)



:


(300) %90
.(422)



(%80)

(7).

.()



(51)

(%30)

(8)

(8)

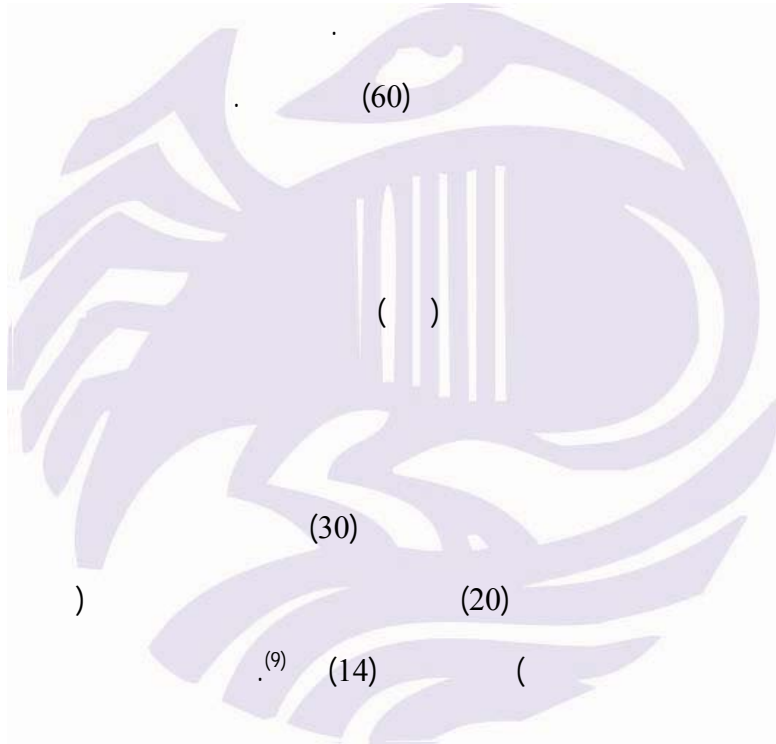
(48)

()

(8)

(40)

(40)




(20)

(14)

(10)


()



17487 2008

:

1996 (8)




2008

(33)

(50)

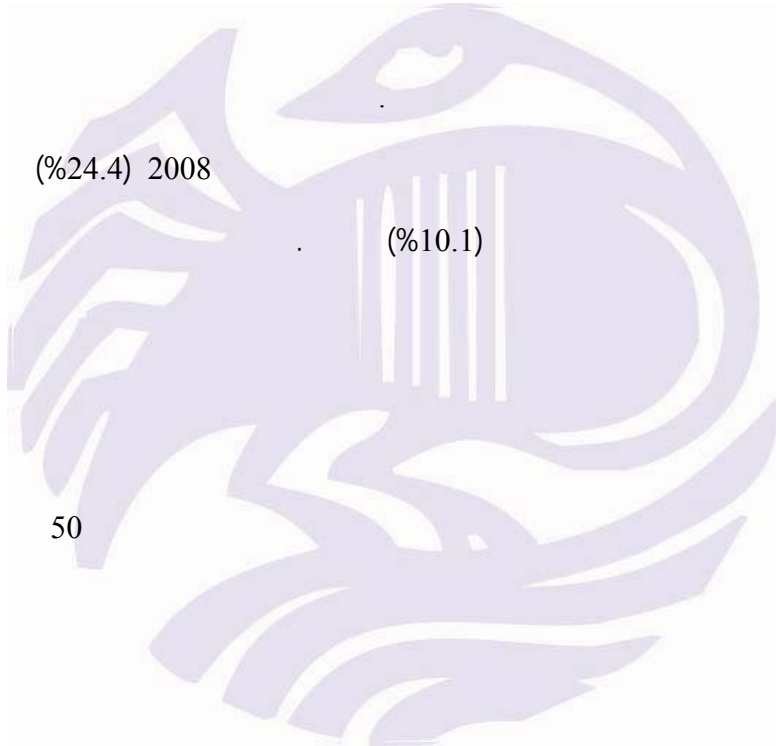
()



(%14)


(%80)

(19)



()

(20)



(20)

(303)

(%12)


(%88)

(127) 2002

⁽²¹⁾ .2008

(303)

(%75)



.(QIZ)

(22)





1948 (87)

1949 (98)

1978 (151)

2005





:


2008

(%50)

(662)

(%10)

(%40)



(%17)

(2001 119)


: (3)



2009

(45)


(50)



(2500 - 1500)


(24)

(17)



(PSI)

87



(1)


*

:(1)

2\12\1964	1964	1930 29	1
2\2\1963	1963	1947 81	2
16\6\1963	1963	1949 98	3
10\7\1966	1966	1951 100	4
لم تنشر	1958	1957 105	5
لم تنشر	1979	1957 106	6
30\5\1963	1963	1958 111	7
1\4\1963	1963	1961 116	8
لم تنشر	1963	1962 117	9
1\12\1962	1962	1962 118	10
14\5\1964	1964	1963 119	11
2\1\1965	1965	1963 120	12
16\12\1965	1965	1964 122	13
10\4\1966	1966	1965 123	14
10\4\1966	1966	1965 124	15
لم تنشر	1979	1971 135	16
16\7\1997	1997	1973 138	17
لم تنشر	1979	1975 142	18
لم تنشر	2000	1999 182	19
-	2003	1983 159	20
16/7/2003	2003	1976 144	21
16/7/2003	2003	1978 150	22
16/2/2004	2004	147	23
15/7/2004	2004	2003 185	24

www.mol.gov.jo :

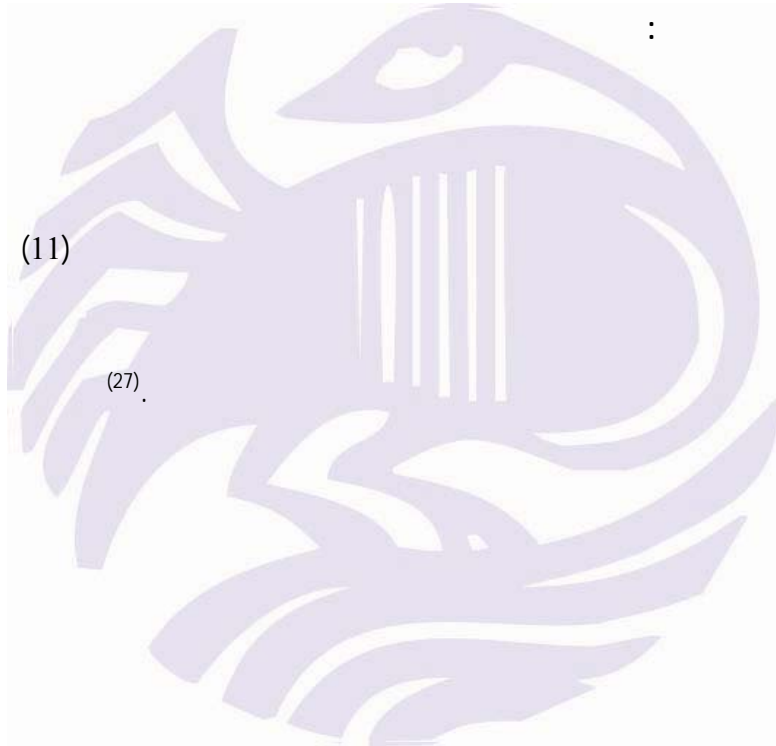
*





(26)

:

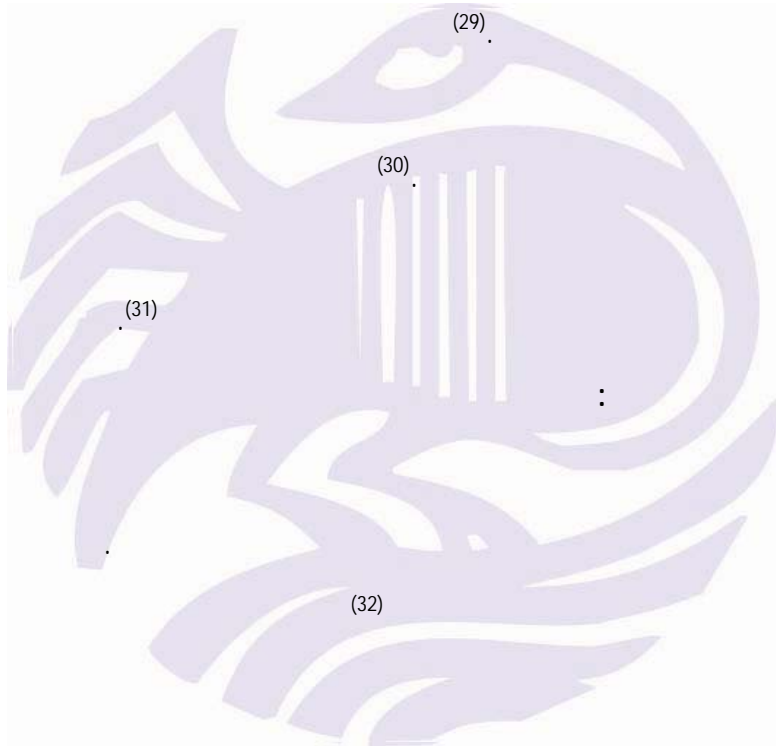


.1

(28)

: .2

:




:

) (17)

() 2009

25




:

		-	11	8000	1963	
		1	11	5000	1954	
		-	9	9000	1960	
		2	9	4700	1962	
		1	9	3000	1954	
		-	10	850	1946	
		4	9	2000	1954	
		4	9	5000	1954	
		1	9	1000	1956	
		-	11	8500	1970	
		-	11	3500	1976	
		1	9	5800	1955	
		-	9	850	1976	
		-	11	90000	1954	
		-	16	4000	1972	
	/	5	9	1500	1969	
		1	9	320	1954	
		20		153020		

:

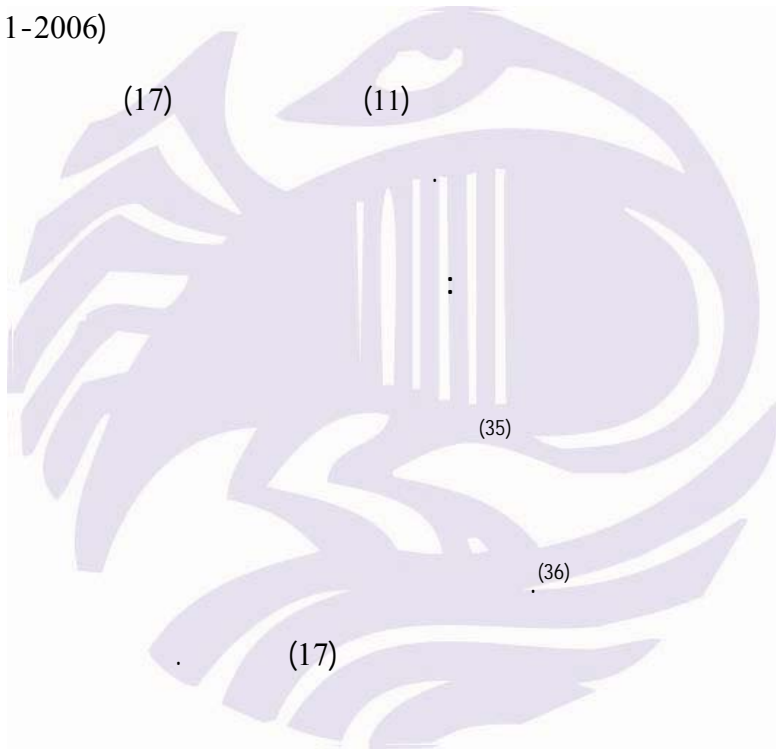
(%11)


(150) 2009



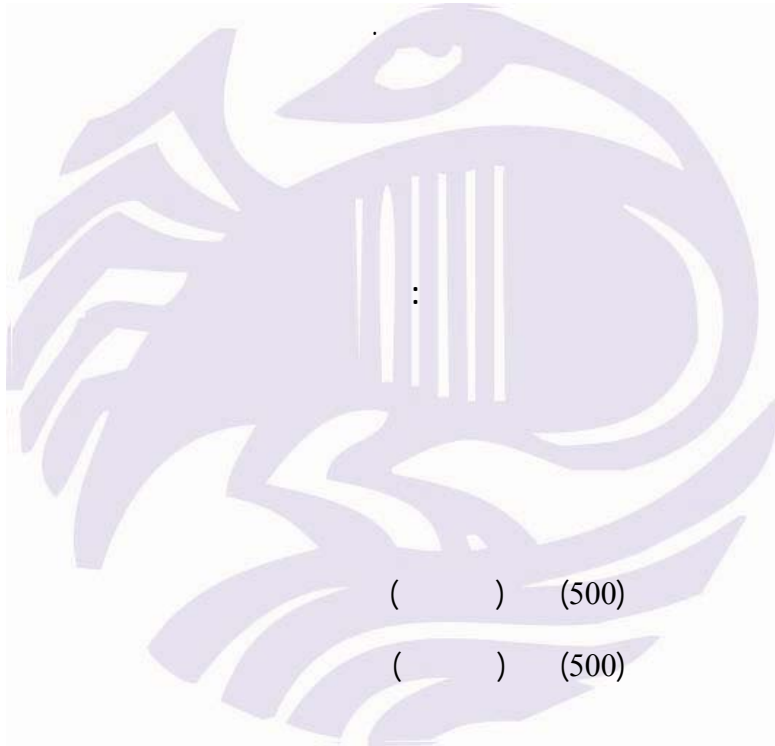


(2011-2006)







1948 87



(37)




(39)




30

2036



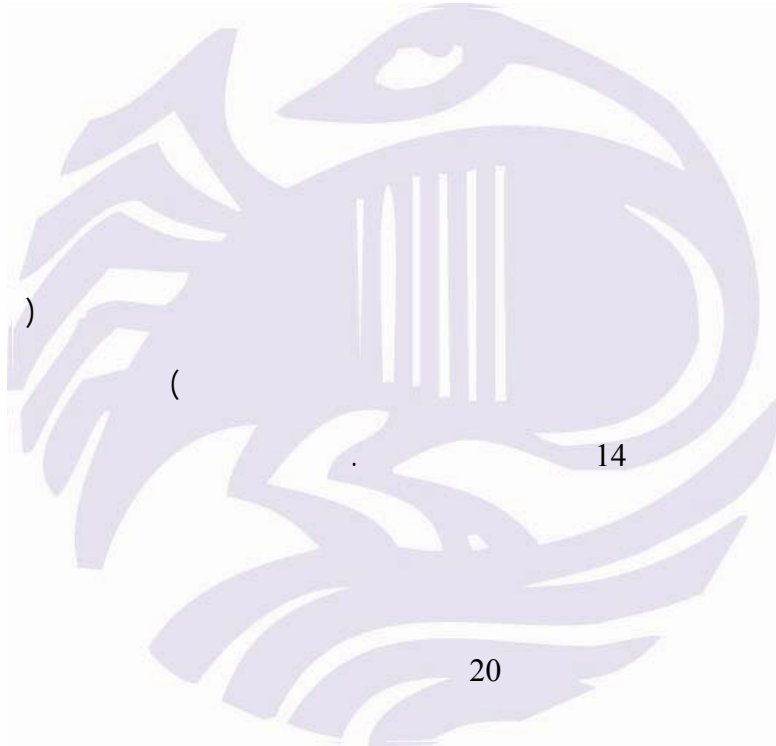
15




150

320

17




()





()

()



(





17 _ Ibrahim Saif, Rapid Assessment of the Worst Form of Child Labour in Jordan, ILO, Dec.2006.

	.2005/9/16		_23
	.(3)	(1996) (8)	-24
	.119-97	(1996) (8)	-25
	.(5)		-26
	.14 13		-27
	.13		-28
	18		-29
	17		-30
	19		-31
	.(20)		-32
	.2008		-33
	.(97)	1996 (8)	-34
		.(98)	-35
	.(19)		-36
	.(9)		-37
	.2006/4/15		-38
			-39